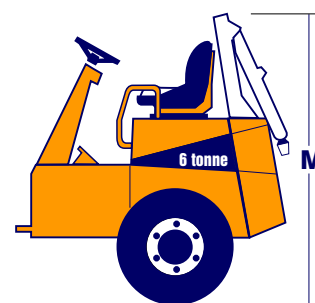
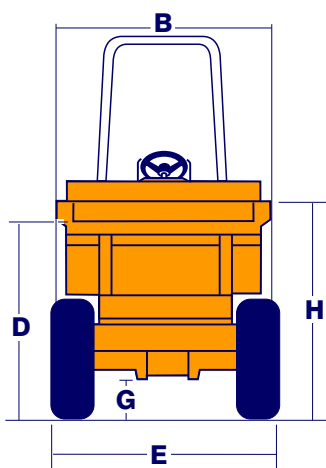
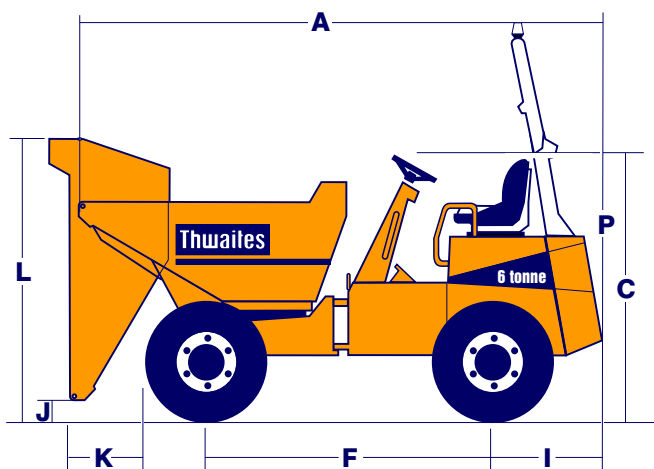


# Alldrive 6 Tonne

## Specifications

Dimensions (mm)	
A	4408
B	2354
C	2230
D	1610
E	2240
F	2480
G	310
H	1740
I	1167
J	340
K	520
L	2505
M	2415
P	3470



Model	Max. Safe Load Tonnes	Skip				Drive	Transmission	
		Front Tip	Power Swivel	Hi Swivel	Hi Tip		Powershuttle	Powershift
Alldrive 9	9	•				4x4	•	•
Alldrive 7	7	•				4x4	•	•
Alldrive 6	6	•	•			4x4	•	•
Alldrive 5	5	•	•			4x4	•	•
Alldrive 4.5	4.5	•	•			4x4	Hydrostatic	
Alldrive 4	4	•	•			4x4	Manual	
Alldrive 3.5	3.5	•	•			4x4	Hydrostatic	
Alldrive 3	3	•	•			4x4	Manual	
Alldrive 2.3	2.3	•	•	•*		4x4	Hydrostatic	
Alldrive 2	2	•	•	•*		4x4	Manual/Hydrostatic	
Slimline	1.5 / 1.75	•	•		•	4x2	Manual	
Nimline Manual Start	1	• Gravity Tip				4x2	Manual	

\* 1.5 Tonne Max Safe Load

# Alldrive 6 Tonne

## Specifications

### Capacities

Max. safe load	6000 kg
Heaped	3400 litres
Struck	2525 litres
Water	1925 litres

### Engine

Perkins 1000 series, 80 bhp (60kW) at 2200 rpm, 4 cylinder turbo-charged water-cooled diesel. Max. torque 280Nm (214 lbf ft). Hour meter, battery isolation switch and heavy-duty cyclonic air cleaner positioned within the lockable engine compartment.

### Noise Levels

Operator's ear 85 LpA, airborne sound power level 105 LwA (to 86/662/EEC).

### Transmission

Torque converter 4 speed forward and reverse powershuttle transmission with column-mounted directional control lever. Heavy-duty gear driven transfer box.

Optional 'Powershift' transmission with changes of speed and forward/reverse direction controlled by one column-mounted lever.

Speeds	Forward and Reverse
1	4.6 km/h (2.9 mph)
2	7.7 km/h (4.8 mph)
3	14.4 km/h (9.0 mph)
4	26.5 km/h (16.5 mph)

<b>Tyres</b>	405/70-20
	14 ply
	Track grip tread

### Brakes and Axles

Twin-circuit totally enclosed multiplate oil-immersed discs mounted on both axles with automatic adjustment for wear. Hand-operated parking brake. Heavy-duty axles with epicyclic reduction and fully floating halfshafts.

### Kinglink Chassis

Front and rear chassis constructed from deep section folded steel plate, with three-point Kinglink giving centre articulation and oscillation for better stability, traction and extra safety on site. Remote greasing point provided for lubrication of top Kinglink articulation pin.

### Skip

Hydraulically operated, continually welded steel plate construction, with 12mm overlapped seams in the base. Reinforced with substantial box sections for greater strength to minimise mouth and sides damage. No material traps.

Optional abrasion resistant steel plate (AR400) for skip base, rear and front panel sections.

### Seating & Controls

Adjustable suspension seat, accessible from both sides. Audible warning device for handbrake in 'on' position. Electric horn. Large pedal pads with handbrake and hydraulic controls ready to hand. Super bright warning lights for all critical functions. Operator instructions book secured by wire cable retainer, housed in special slot within steering column leg guard.

### Service Access

Lockable 3 sided cover opens to provide easy access from ground level to engine service points, all located on the same side. Rear chassis panel can be hinged back on retainers. Additional service access door incorporates the battery.

Moulded diesel and hydraulic tanks positioned low in the chassis side members, permitting access to the filler caps from ground level.

### Electrics

Wiring harness contained within conduits and all electrical components water resistant to IP65/67 standards.

### Steering & Hydraulics

Hydraulic priority power steering. Filter mounted on the top of the tank accessible from ground level. Hydraulic test point fitted as standard.

<b>Tank Capacities</b>	Fuel	70 litres
	Hydraulic	70 litres

<b>Shipping Cube</b>	23.11 m <sup>3</sup>
----------------------	----------------------

<b>Unladen Weight</b>	4325 kg
-----------------------	---------

<b>Clearance Diameter</b>	12.6 m
---------------------------	--------

<b>Towing Bracket</b>	Standard
-----------------------	----------

### ROPS

For the UK and other markets where it is a legal requirement, a ROPS roll bar hinged with gas strut to enable 'folding', is fitted as standard.

### Optional Extras

ROPS/FOPS frame and canopy. Full road lighting equipment. UK road equipment. Anti-theft device.

Distributor



We reserve the right to change all specifications without prior notice. Printed in England 20 September 2001

# Thwaites

Thwaites Ltd. Leamington Spa, Warwickshire CV32 7NQ, England  
Tel +44 (0)1926 422471 Fax +44 (0)1926 337155  
www.thwaitesdumpers.co.uk